
















## Automotive Electronics Applications

Conquer is capable to satisfy with automotive needs and the best choice for automotive circuit protection.

- |  |   |   |   |
|--|---|---|---|
|  | <p><b>1 AC Charging Station</b></p> <p>Applicable Products: SEL / APA-A / ABB-A / K8F / K8F-A / BMC</p>                   |  | <p><b>8 Infotainment &amp; Navigation</b></p> <p>Applicable Products: CQ06LF / CQ06LT / CQ12LV / CQ12LH</p> |
|  | <p><b>2 DC Charging Station</b></p> <p>Applicable Products: APA-A / ABB-A / K6F / K8F / K8F-A / BMC / QEV24</p>           |  | <p><b>9 Ignition System</b></p> <p>Applicable Products: CQ06LT / CQ12LH</p>                                 |
|  | <p><b>3 On-board Battery Charger</b></p> <p>Applicable Products: UDA-A / ABB-A / K6F / K8F / K8F-A / EVS / QEV24</p>      |  | <p><b>10 Inverter</b></p> <p>Applicable Products: K6F / K8F / K8F-A / EVS / QEV24</p>                       |
|  | <p><b>4 Vehicle Communication</b></p> <p>Applicable Products: CQ06LF / CQ06LT / CQ12LV / CQ12LH / CQ12LI</p>              |  | <p><b>11 PDU</b></p> <p>Applicable Products: K6F / K8F / K8F-A / QEV24</p>                                  |
|  | <p><b>5 Ecall</b></p> <p>Applicable Products: CQ06LF / CQ06LT / CQ12LV / CQ12LH / CQ12LI</p>                              |  | <p><b>12 ECU</b></p> <p>Applicable Products: CQ06LF / CQ06LT / CQ12LV / CQ12LH</p>                          |
|  | <p><b>6 Battery Management System</b></p> <p>Applicable Products: CQ06LF / CQ06LT / CQ12LV / CQ12LH / SEF(G) / SET(G)</p> |  | <p><b>13 Lighting-headlamps</b></p> <p>Applicable Products: CQ12LI / SET(G) / SEF(G)</p>                    |
|  | <p><b>7 Remote Keyless Entry</b></p> <p>Applicable Products: CQ06LF / CQ06LT / CQ12LV / CQ12LH</p>                        |   |   |



Product Model	Size (mm)	F / T	Material	Rated Current (A)	Rated Voltage (V)	Agency Approvals
 <b>CQ06LF</b> (AEC-Q200)	1.6×0.8×0.8 (0603)	Fast-Acting	Ceramic	1A-8A	32V DC	
 <b>CQ06LT</b> (AEC-Q200)	1.6×0.8×0.8 (0603)	Time-Lag	Ceramic	1A-8A	32V DC	
 <b>CQ12LV</b> (AEC-Q200)	3.1×1.6×0.9 (1206)	Fast-Acting	Ceramic	1A-20A	24 / 63V DC	
 <b>CQ12LH</b> (AEC-Q200)	3.1×1.6×0.9 (1206)	Time-Lag	Ceramic	1A-20A	24 / 63V DC	
 <b>CQ12LI</b> (AEC-Q200)	3.1×1.6×0.9 (1206)	Fast-Acting	Ceramic	10A-30A	48 / 63V DC	
 <b>SEF(G)</b>	6.1×2.6×2.6 (2410)	Fast-Acting	Ceramic	62mA-40A	65 / 80 / 86 / 125AC / DC	    
 <b>SET(G)</b> (AEC-Q200)	6.1×2.6×2.6 (2410)	Time-Lag	Ceramic	0.2A-7A	125V AC / DC	   
 <b>SEL</b>	10.1×3.1×3.1 (4012)	-	Ceramic	10A-60A	250V AC / DC	
 <b>UDA-A</b>	5.2Ø x 20	Time-Lag	Ceramic	500mA-25A	250V AC	         
 <b>ABB-A</b>	6.3Ø x 32	Fast-Acting	Ceramic	1A-30A	500V AC / DC	
 <b>APA-A</b>	6.3Ø x 32	Time-Lag	Ceramic	100mA-30A	250V AC	      
 <b>K6F</b>	10Ø x 38	-	Ceramic	6A-30A	600V AC / DC	  
 <b>K8F</b>	24.1Ø x 91.6 35.2Ø x 95.0	-	Ceramic	50A-150A 160A-400A	800V AC / DC	
 <b>K8F-A</b>	24.1Ø x 91.6 35.2Ø x 95.0	-	Ceramic	50A-150A 160A-400A	800V AC / DC	
 <b>EVS</b> (ISO 8820)	10Ø x 38	-	Ceramic	10A-50A	275V AC 450 / 500V DC	-
 <b>BMC</b>	17.4Ø x 42	-	Ceramic	50A-180A	240V AC 150V DC	 
 <b>QEV24</b> (ISO 8820)	24.3Ø x 88.4	-	Ceramic	60A-125A	1000V DC	-

\* Surface Mount Fuse is a small (0603 / 1206 size) device designed for secondary protection of circuits used in space constrained applications.